



**20KHomes All Hands on Deck  
Quarterly Update  
April 10, 2018**

# Agenda

- Confirming shared goal and dashboard data
- Activities and Progress Jan-Mar 2018
- Next Steps
- Q&A

# 20/20/20

End chronic homelessness in **20**  
communities and house **20,000** of  
Canada's most vulnerable homeless  
people by July 1, **2020**.

## The 20KHomes Definition Functional End to Chronic Homelessness



**chronic  
homelessness  
accounts for 3 or  
less people** as  
measured by your  
quality By-Name List\*

or

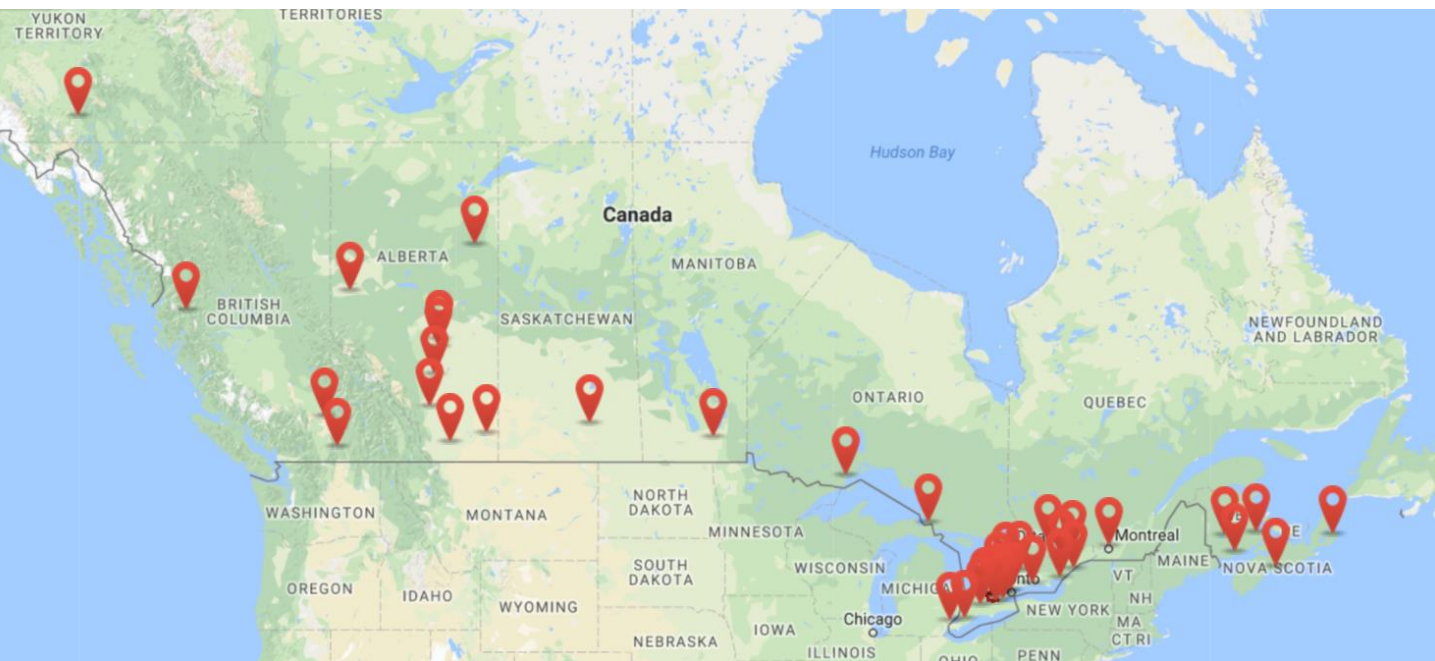
For larger communities  
with more than 4,000  
actively homeless on  
their By-Name List-  
chronic homelessness  
accounts for less than  
**0.1%** of your  
actively homeless  
as measured by your  
quality By-Name List\*

- Must also be sustained for three consecutive months

[20KHomes Functional Zero Q&A Document](#) & [BNL Functional Zero Video](#)

Once functional zero is achieved, communities will work to sustain and reduce to absolute zero and expand to new populations.

# CURRENT CAMPAIGN COMMUNITIES



44

PARTICIPATING  
COMMUNITIES

13,459

PEOPLE HOUSED

3

COMMUNITIES WITH  
QUALITY REAL-TIME  
DATA

0

COMMUNITIES  
REDUCING CHRONIC  
HOMELESSNESS

0


COMMUNITIES  
ENDED CHRONIC  
HOMELESSNESS

814

DAYS LEFT

# Break-Down of the 44 Signed-Up Communities

- 8 Provinces and one Territory represented
  - Yukon (1)
  - BC (3)
  - Alberta (8)
  - Saskatchewan (1)
  - Manitoba (1)
  - Ontario (24)
  - Quebec (1)
  - New Brunswick (3)
  - Nova Scotia (2)
- 34 are designated HPS communities
  - Representing 77% of campaign communities
  - Comprising 56% of all HPS designated communities
  - Includes 8 of the “big 10” HPS communities
- Size and rural and northern
  - 11 large cities
  - 9 medium/large
  - 12 medium/small
  - 12 small/rural (of which 1 is northern)



# Leadership



[20KHomes](#)  
[Facebook](#)  
[Hub Sign-Up](#)



[Newsletter](#)  
[Sign-Up](#)



# Five Key Mindsets

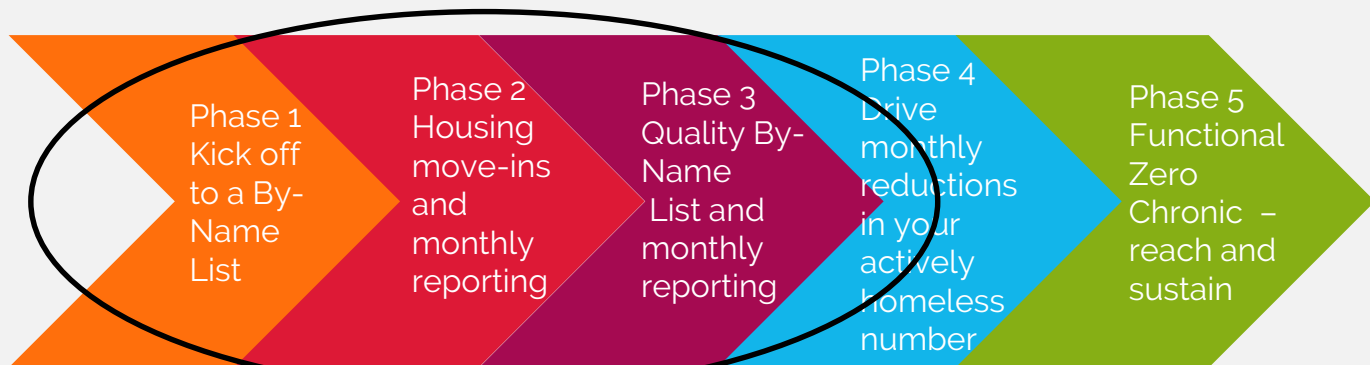
<b>Bias for Action</b>	You favour progress over perfection and focus on what you <u>can</u> do rather than on what you <u>can't</u> do. You start where you are, use what you have, and do what you can.
<b>Fail Forward</b>	You move forward despite the possibility of failure. You celebrate failures as points of learning and use that learning as stepping stones towards success.
<b>Growth Mindset</b>	You see problems as challenges we just haven't figured out <u>"YET"</u> . You believe anything is possible with continued effort and learning.
<b>Abundance Not Scarcity</b>	You believe there is the potential for more of everything in life and enough to go around. You see hope and opportunity in every situation and gifts and potential in every person. You share what you have and celebrate the success of others.
<b>Mission Focussed</b>	You are focussed on your goal and will do whatever it takes to get there. You are willing to innovate, disrupt, and change in order to achieve your mission.



# Campaign Milestones

# Key Milestones Toward Functional Zero Chronic

Identify People - Take Action – House the Most Vulnerable



# Milestone #1



Kick Off to a By-  
Name List

Registry Week  
and/or  
Coordinated Access  
and/or  
HMIS

# A By-Name List Provides the Key Data Necessary

A By-Name List:

- Is a **real-time** list of **all people** experiencing homelessness.
- It includes a robust set of data points that support:
  - coordinated access and service prioritization at a **household level**; and
  - an understanding of homeless inflow and outflow at a **system level**.

This **real-time actionable** data supports **triage** to services, **system performance evaluation**, and **advocacy** (for the policy changes and the resources necessary to end homelessness).

[By-Name List Website Page](#)

# Kick-Off Through Registry Week

2014-2017 (20)		2018 (20)	
Waterloo (2014)	Windsor (2016*)	Cape Breton*	Peel Region*
Ottawa (2015)	Peel (2016)	Chatham-Kent	Renfrew
Hamilton (2015/16*)	Simcoe (2016)	Dufferin*	Saint John*
Edmonton (2015)	Dufferin (2016)	Guelph-Well*	Simcoe*
Lanark (2015)	Penticton (2016/17)	Halifax*	Stratford
London (2015/16/17)	Kawartha (2016)	Hamilton*	Thunder Bay*
Fredericton (2016*)	Renfrew (2016)	Kawartha	Waterloo*
Guelph-Well (2016*)	Northumberland (2016)	London*	Windsor*
Saint John (2016*)	Stratford (2017)	Lanark	Ontario com*
Thunder Bay (2016*)		Moncton*	
Whitehorse (2016*)		Northumberland	
<ul style="list-style-type: none"> <li>Total of 25 20KHomes communities conducted/ing Registry Weeks <ul style="list-style-type: none"> <li>Total joint Coordinated PiT/Registry (*) – 7 in 2016 and 15 in 2018 <ul style="list-style-type: none"> <li>➤ Total of 15 20KHomes communities conducted/ing joint PiT/Registry</li> </ul> </li> </ul> </li> </ul>			

# Kick-Off Through Coordinated Access

## Coordinated Access List Prior to Active Campaign Participation Or Otherwise Started By-Name List Without a Registry Week

Calgary  
Edmonton  
Grand Prairie  
Kingston  
Leduc

Lethbridge  
Medicine Hat  
Moncton  
Ottawa  
Red Deer

Sault St. Marie  
Winnipeg  
Wood Buffalo  
(two other Ontario  
communities waiting for  
Council approval)

# Kick-Off Through HMIS

20,000 HOMES CAMPAIGN

ETO	HIFIS 3 networked	HIFIS 4	Other
Edmonton Grand Prairie Lethbridge Medicine Hat Red Deer Wood Buffalo	Hamilton Ottawa	Chatham-Kent London Kingston Simcoe Waterloo Winnipeg (one Ont. Community)	Calgary – Bauman Peel – Salesforce Toronto - SMIS



# By-Name List Nesting

Everyone that is homeless



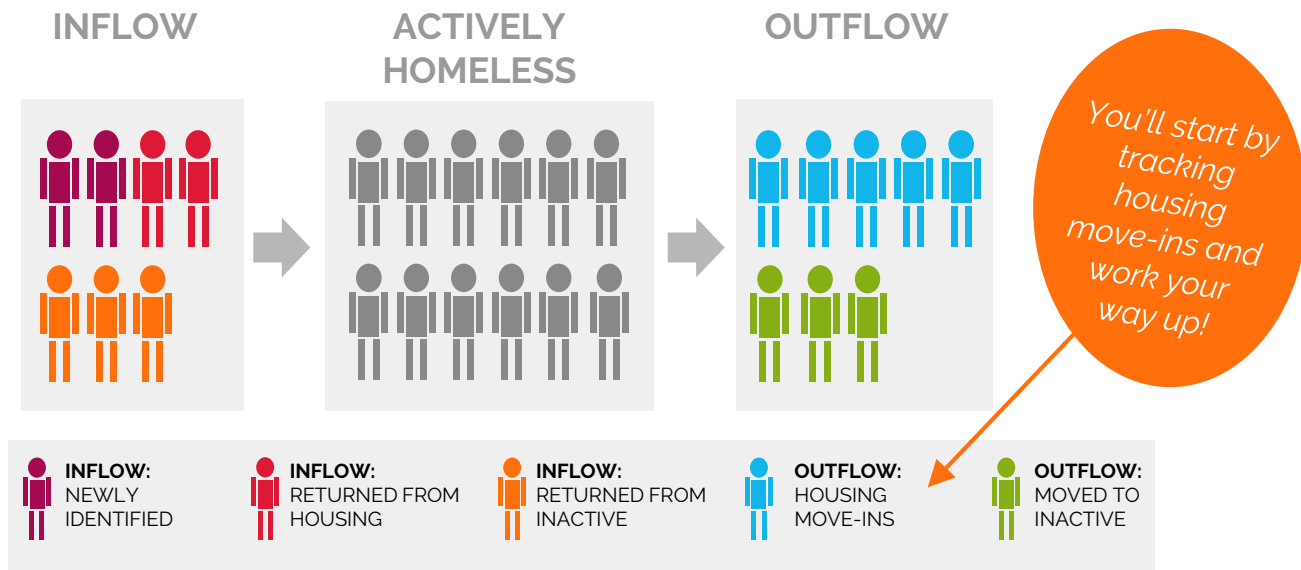
## Milestone #2



## Housing Move-Ins & Reporting

# Monthly Data Reporting

Start by tracking monthly housing move-ins. As Canadian communities build a real-time, By-Name List, you'll track and respond to a more dynamic picture of your full systems and report By-Name List measures for Chronic.



[Reporting Webinar Recording](#)

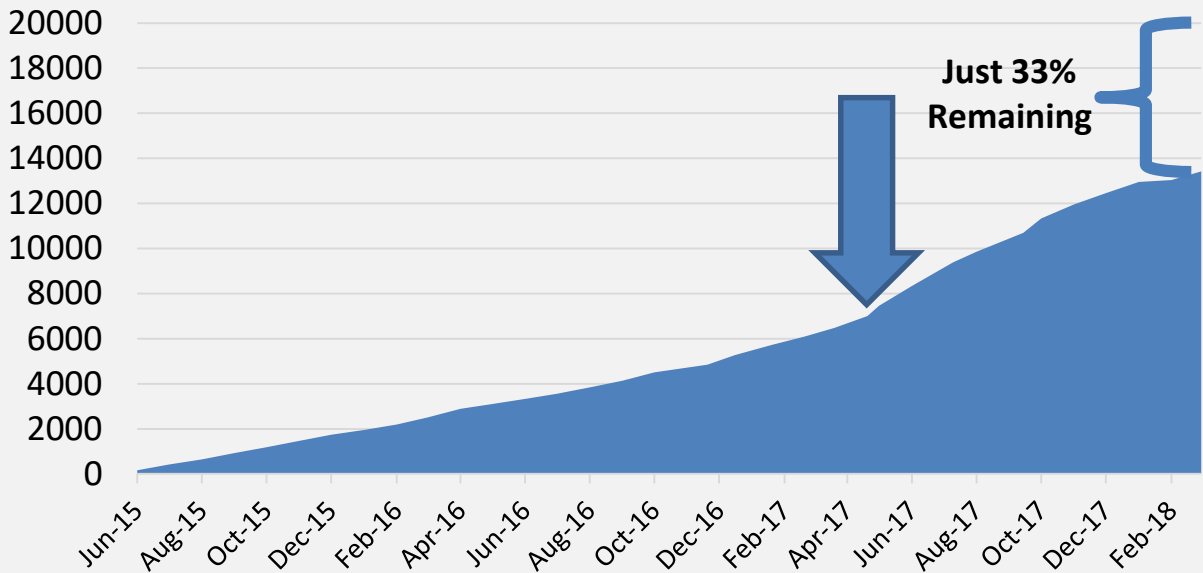
[On-Line Reporting Form](#)

# Reporting Heroes

Housing Move-Ins		By-Name List Measures
Three or more months consecutively (24=55%)		At least some elements and actively homeless #'s three or more months consecutively (9=20%)
Calgary	London	Edmonton
Cape Breton	Medicine Hat	Guelph-Wellington
Dufferin	Moncton	Hamilton
Edmonton	Ottawa	Kawartha/Haliburton
Grand Prairie	Peel	Leduc
Guelph-Wellington	Saint John	Medicine Hat
Hamilton	Simcoe	Ottawa
Kawartha/Haliburton	Stratford	Stratford
Kingston	Toronto	Waterloo
Lanark	Waterloo	
Leduc	Whitehorse	
Lethbridge	Windsor	
<b>Overall 32 communities reporting = 73%</b>		

(Others are: Halton, Montreal, Northumberland, Penticton, Regina, Renfrew, Terrace, Thunder Bay)

# Move-Ins Reported from June 2015 - March 2018



# Housing Move-In Dashboard

Most Recent Reported Month: **February 2018**

**NUMBER OF PEOPLE HOUSED IN THE MOST RECENT REPORTED MONTH FOR PEOPLE EXPERIENCING CHRONIC/EPISODIC/HIGH ACUITY HOMELESSNESS**

**18**

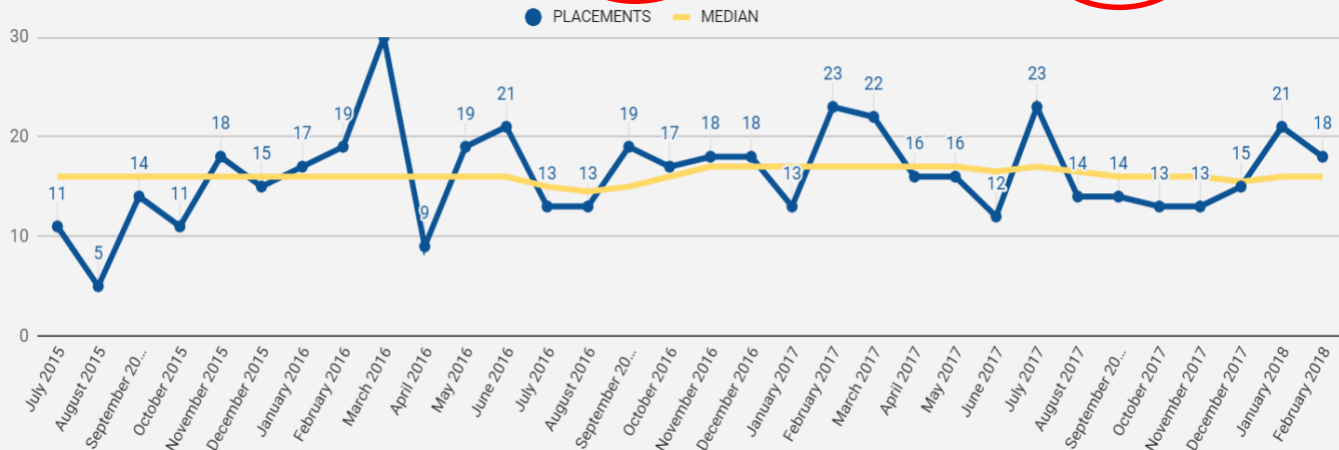
**MEDIAN MONTHLY PEOPLE HOUSED SINCE CMTY STARTED REPORTING FOR PEOPLE EXPERIENCING CHRONIC/EPISODIC/HIGH ACUITY HOMELESSNESS**

**16**

**TOTAL PEOPLE HOUSED SINCE CMTY STARTED REPORTING FOR PEOPLE EXPERIENCING CHRONIC/EPISODIC/HIGH ACUITY HOMELESSNESS**

**549**

Placements of People Experiencing Chronic/Episo...

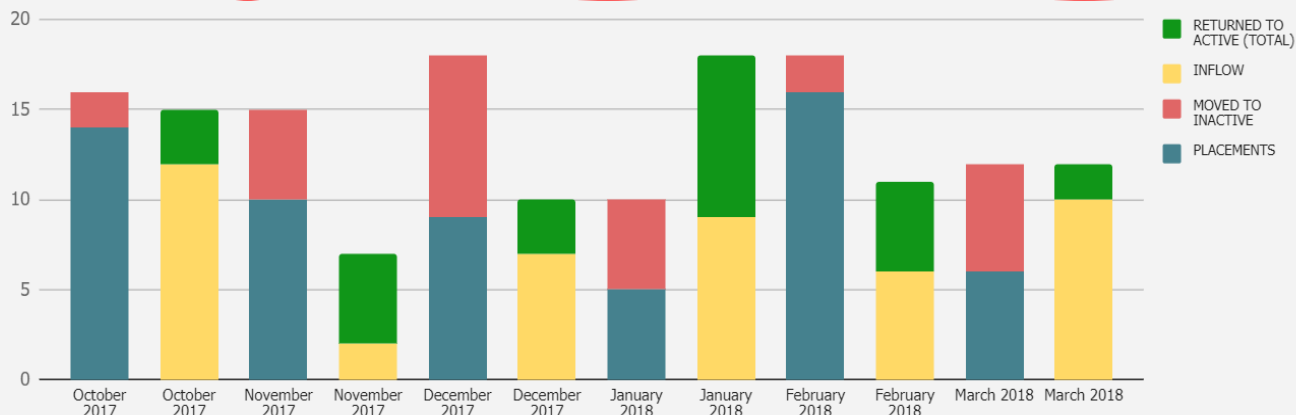


# Monthly Inflow and Outflow Dashboard

## BNL LIST: DETAILED DATA

FIRST MONTH OF CHRONIC BNL DATA	AVERAGE MONTHLY NET CHANGE*	AVERAGE MONTHLY HOUSING PLACEMENTS	AVERAGE MONTHLY MOVED TO INACTIVE	AVERAGE MONTHLY INFLOW	AVERAGE MONTHLY RETURNED TO ACTIVE
October 2017	-2	10	5	8	5

People Experiencing Chronic/Episodic/High Acuity...



# Countdown Dashboard

Most Recent Reported Month: **March 2018**

ACTIVE CHRONIC HOMELESS ON  
BNL

80

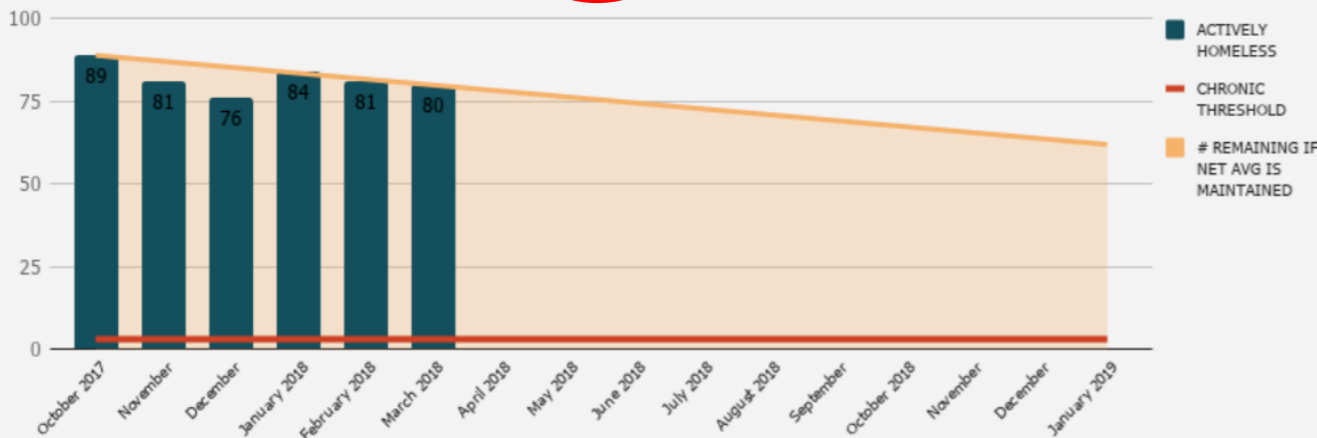
PROJECTED MONTHS UNTIL  
FUNCTIONAL ZERO

38.9

CHRONIC THRESHOLD

3

Number of People Actively Experiencing





# Milestone #3



A Quality  
By-Name List

# Getting to a Quality By-Name List

## STEP 1 - Confirm a 10/10 on the By-Name List Scorecard:

- Take the [on-line BNL Scorecard](#) at least quarterly (more often if you wish) until you reach a 10/10
- Record your progress and next steps in the [BNL Scorecard Worksheet](#). Refer to the [BNL Scorecard Guide](#) if you need help.
- Once your community self-assesses as scoring a 10/10, submit your completed worksheet to [marie@caeh.ca](mailto:marie@caeh.ca)
- Once your community has submitted at least one month of complete BNL measures and your worksheet has been reviewed, you will be confirmed as scoring a 10/10

STEP 2 - Submit three consecutive months of BNL data with a reliability threshold of 15% or better and you will be confirmed as having a quality By-Name List.

# Balanced and Reliable Data

		CHRONIC									
TOTAL CHRONIC HOUSED	MOST RECENT CHRONIC PLACEMENTS	ACTIVELY HOMELESS	AVERAGE* MONTHLY PLACEMENTS	AVERAGE* MONTHLY MOVED TO INACTIVE	AVERAGE* MONTHLY INFLOW	AVERAGE* MONTHLY RETURNED TO ACTIVE (TOTAL)	AVERAGE* MONTHLY RETURNED FROM HOUSED	AVERAGE* MONTHLY CHANGE IN ACTIVELY HOMELESS TOTAL	BALANCE CHECK	DATA RELIABILITY (OVER LAST 3 MONTHS)	
188	6	80	10.0	4.8	7.7	4.5	3.0	-2.7	No	3.75%	
*All averages represent only the last 6 months of reported community data where possible											
		MONTHLY									
MONTH	REPORTED	ACTIVELY HOMELESS	PLACEMENTS	MOVED TO INACTIVE	INFLOW	RETURNED TO ACTIVE (TOTAL)	RETURNED FROM HOUSED	NET MONTHLY CHANGE	BALANCE CHECK	DATA RELIABILITY	PL
September 2018	No										
August 2018	No										
July 2018	No										
June 2018	No										
May 2018	No										
April 2018	No										
March 2018	Yes	80	6	6	10	2	1	0	No	-1.25%	
February 2018	Yes	81	16	2	6	5	4	-7	No	4.94%	
January 2018	Yes	84	5	5	9	9	7	8	Yes	0.00%	
December 2017	Yes	76	9	9	7	3	1	-8	No	3.95%	
November 2017	Yes	81	10	5	2	5	3	-8	Yes	0.00%	
October 2017	Yes	89	14	2	12	3	2	-1	No	-3.37%	

## Current State – BNL Scorecard

- 25/35 are up-to-date with submissions for this past quarter:
  - Brantford, Calgary, Cape Breton, Chatham-Kent, Dufferin, Grand Prairie, Halifax, Halton, Kamloops, Kawartha/Haliburton, Leduc, Lethbridge, London, Moncton, Northumberland, Ottawa, Penticton, Regina, Saint John, Sault Ste. Marie, Simcoe, Stratford, Toronto, Whitehorse and Wood Buffalo
- (3) Edmonton, Hamilton and Waterloo have already been confirmed as reaching a Quality BNL (10/10 and balanced data)
- (6) Guelph-Wellington, Lanark, Medicine Hat, Peel, Red Deer, and Windsor have self-assessed 10/10 and are in process to confirm
- Scoring ranges from 0 - 8 for those not yet at quality
- Average score submitted, but not yet at a 10 = 3.7/10

# By-Name List Scorecard

## Areas Communities Working On

1

List all known individuals

19

6

Assign unique identifier

10

2

Implement an inactivity policy

12

7

Track newly identified individuals

15

3

Track status changes

12

8

Track without a full assessment

20

4

Coordinate outreach coverage

16

9

Track chronicity after initial assessment

18

5

Maximize provider participation

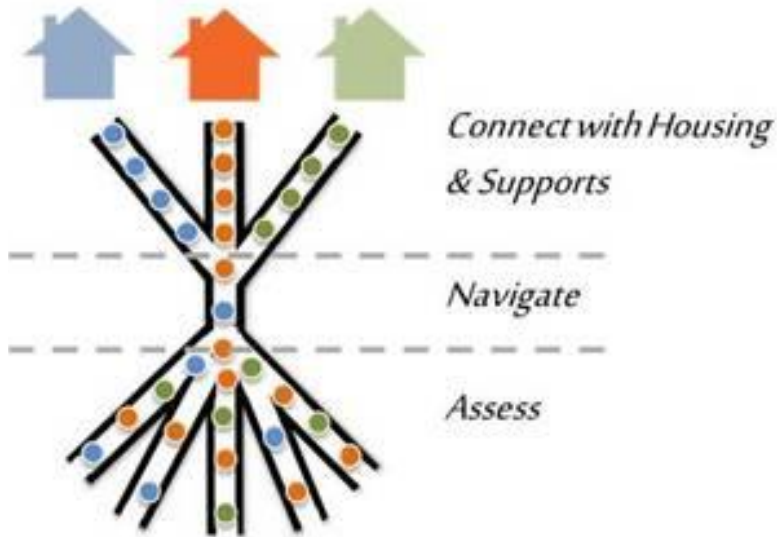
18

10

Track returns to list

16

# Milestone #4

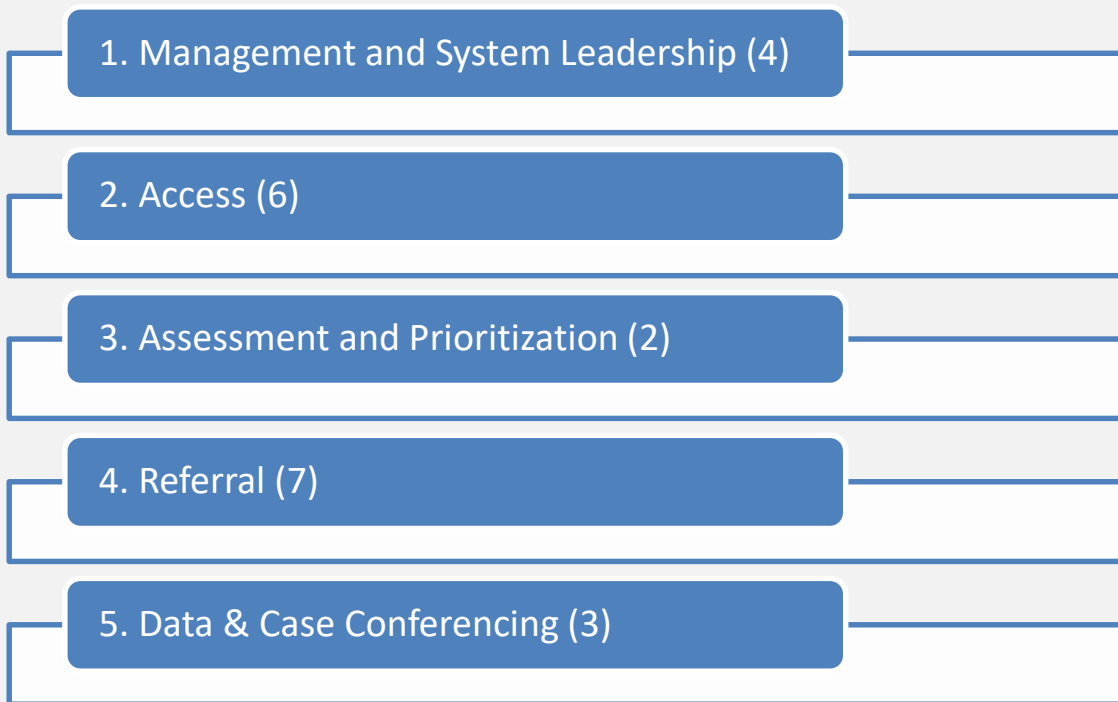


Coordinated  
Access System  
(CAS)  
Scorecard

# CAS Scorecard

- You will be asked to begin taking the [on-line CAS Scorecard](#) quarterly once you have a quality By-Name List – however – you can begin using the CAS Scorecard at any time.
- Keep track of your progress on the [CAS Scorecard Worksheet](#). Refer to the [CAS Scorecard Guide](#) if you need help.
- The Campaign will recognize when a community self-assesses as scoring 23 but recognizes this scorecard as more of an on-going tool.

# CAS Scorecard - 23 Questions Across 5 Areas





- 6 communities have taken to-date
  - Guelph-Wellington, Peel, Terrace, Waterloo, Windsor, and Wood Buffalo
- Scores range from 2 – 17 (out of 23)
- Average score = 9.3 (out of 23)

# Scorecards - Remember...

- Its not to judge
- It's a self-assessment quality improvement tool to support you in your efforts to reach zero on chronic homelessness
- Sharing it with the Campaign allows us to:
  - understand how we might best be able to support communities moving forward
  - celebrate progress of Campaign communities reaching key milestones
  - have confidence that we are all working with a similar level of quality data to monitor progress on our shared goal of functional zero on chronic homelessness

# Scorecards in Your Performance Management Tracker

## BY-NAME LIST SCORECARD

To retake the BNL Scorecard, click the cell above or go to this URL: <https://goo.gl/gGszbB>

VERSION	TIMESTAMP	SCORE	QUESTIONS REMAINING	QUALITY BNL
1.0	9/22/2017	7	Question 2 Question 8 Question 9	No
2.0	11/12/2017	8	Question 8 Question 9	No
2.0	3/29/2018	10		Yes

## DETAILED SCORECARD [BNL]

Question #	Question	Answer
1	<b>LIST ALL KNOWN INDIVIDUALS:</b> Includes all known individuals experiencing homelessness on By-Name List	Yes
2	<b>IMPLEMENT AN INACTIVITY POLICY:</b> Has a documented and implemented inactive (no-contact) policy for individuals experiencing homelessness	Yes
3	<b>TRACK STATUS CHANGES:</b> Tracks the homeless status of all individuals experiencing homelessness, including the date each status was last changed	Yes
4	<b>COORDINATE OUTREACH COVERAGE:</b> At least 75% of the community's geographic area is covered by a documented and coordinated outreach system	Yes
4a	RESP. ->	
5	<b>MAXIMIZE PROVIDER PARTICIPATION:</b> At least 75% of housing providers serving people experiencing homelessness in your community report data into your community's BNL using a common assessment tool	Yes
6	<b>ASSIGN UNIQUE IDENTIFIER:</b> BNL includes an HIFIS ID or other unique identifier to prevent duplication of client records and facilitates coordination between HIFIS and BNL	Yes
6a	HIFIS is the data platform your community uses to hold BNL data	No

System Dashboard (Scorecards) BNL Dashboard (RF) Improvement Dashboard (RF) BNL

## COORDINATED ACCESS SYSTEM SCORECARD

To retake the Coordinated Access System Scorecard, click the cell above or go to this URL: <https://goo.gl/iFbctY>

VERSION	TIMESTAMP	SCORE	QUESTIONS REMAINING	ROBUST CAS
1.0	9/22/2017	6	Question 2 Question 4 Question 5 Question 6 Question 7 Question 8 Question 10 Question 12 Question 13 Question 14 Question 15 Question 16 Question 17 Question 18 Question 19 Question 22 Question 23	No

## DETAILED SCORECARD [CAS]

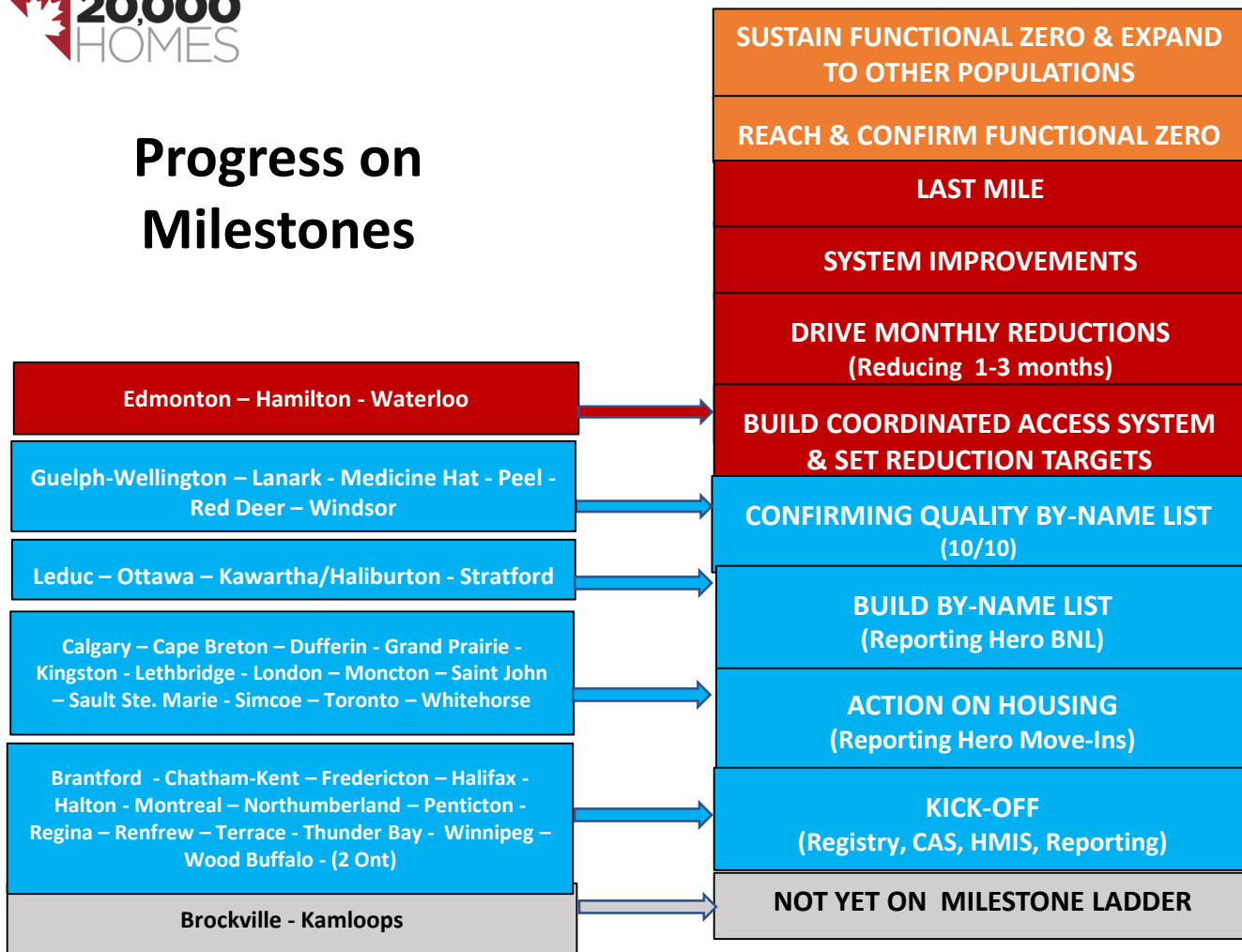
Question #	Question	Answer
1	Has a governing body that makes timely CAS decisions that incorporate regular feedback from stakeholders, including consumers	Yes
2	Has documented and approved policies and procedures for each of the following system components: (1) access, (2) assessment, (3) prioritization, and (4) referral	No
3	Conducts regular evaluations of your intake, assessment, and referral processes that (1) consults with program participants as well as participating projects and (2) results in updates to the CAS policies and procedures	Yes
4	Keeps a documented list of agencies who are responsible for conducting assessments, and these agencies are provided regular training opportunities, including staff onboarding on how to complete assessments	No
5	Outreach engagement efforts and system access points cover the community's geographic area, ensuring access to the system regardless of where people present	No
6	Persons encountered by your community's street outreach staff are offered access to the system, and the provider and housing provider that they are referred to are notified	No

System Dashboard (Scorecards) BNL Dashboard (RF) Improvement Dashboard (RF) BNL Eng



## Summary of Overall Progress To-Date

# Progress on Milestones





# Next Steps



Canadian Collaborative Opportunities for 20KHomes Campaign Communities 2018 - 2020

## Introduction and Survey

Over 2017/18, the Canadian Alliance to End Homelessness (CAEH) and eight 20,000 Homes Campaign communities (Edmonton, Whitehorse, Lanark County, Peel Region, Toronto, Hamilton, Waterloo Region and Windsor) partnered with Community Solution's Built for Zero to test a structured, collaborative, peer learning approach to ending chronic homelessness that combines and adapts elements of Collective Impact with proven methods of implementation and quality improvement science. This has been called the 20KHomes/BFZ Collaborative. This approach has been very effective in helping Canadian communities move to quality By-Name Lists and begin the process of reducing chronic homelessness.

Building on our learnings from this process, the CAEH is exploring the possibility of scaling and adapting this collaborative model into a fully Canadian collaborative approach to support ending chronic homelessness for 20,000 Homes Campaign communities. Our intention is to offer a Canadian collaborative beginning as soon as possible in 2018. **We're conducting this survey with participating 20KHomes communities to collect feedback and gauge interest in different collaborative opportunities.** **In order to respond to the survey, please review the details of what a Canadian Collaborative may look like in this [Overview Document](#) with further details in this [Webinar](#)** (with further information on the intersection with the US Built for Zero Collaborative model [HERE](#)).

Please take a few minutes to answer this eight-question survey – it should take approximately 10 minutes to complete. Your responses will be very valuable in helping us in the planning and development of an effective Canadian collaborative approach.

**Please complete this survey between March 19 – April 13, 2018.** If you have any questions, please contact Marie Morrison, Director 20KHomes at [marie@caeh.ca](mailto:marie@caeh.ca). You may also attend or listen to the recording of the Canadian Collaborative Q&A Webinar taking place Friday, March 23rd from Noon-1pm EST - Register/listen [HERE](#).

\* 1. What community are you from?

\* 2. Who is completing the survey?

# 20KHomes Canadian Collaborative Options Survey

([Link](#))

Due April 13th

More Info – [Webinars, PowerPoint etc.](#)



1. *Journal of the American Medical Association*, 2000; 284: 2689-2695.

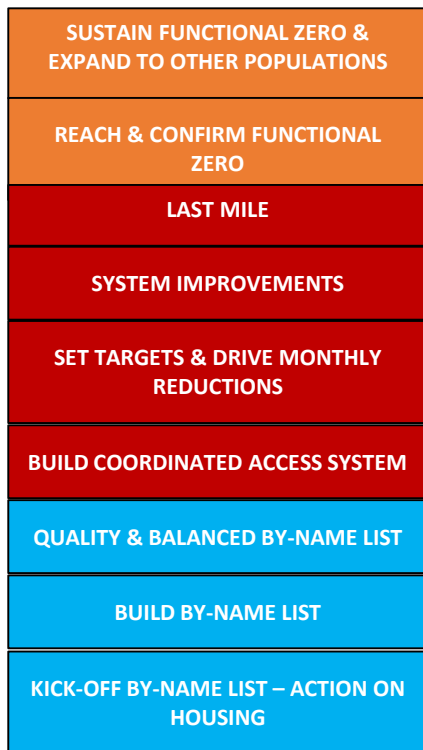


# A structured & supportive approach to ending chronic homelessness

## PROGRESS & PERFORMANCE IMPROVEMENT REPORTING



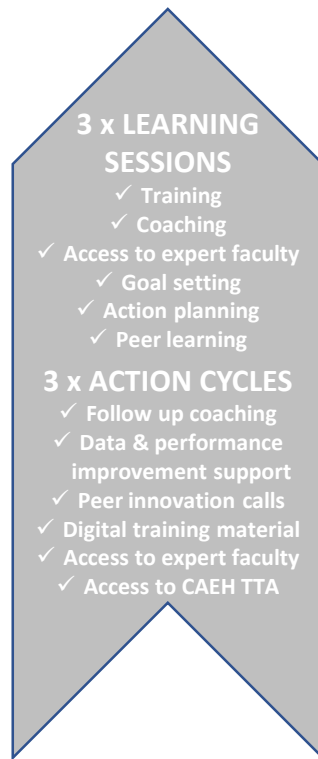
## BUILDING BLOCKS TO FUNCTIONAL ZERO



## PEER LEARNING



## A STRUCTURED PROCESS



# Collaborative Timeline 2018/19



# Tools & Resources Used to Support Communities in BFZ Collaborative

Change Package  
&  
Storyboard

Performance  
Management  
Tracker

- Monthly Data
- BNL Scorecard
- CAS Scorecard
- QI Engine

Coaching,  
Experts, Partners,  
&  
Peer-Based  
Learning

# Summary - What You Get Through The Collaborative

- Learning Sessions
  - 6-7 conference/workshops over 2018-2020
  - Quality improvement and implementation science training
  - Experts, partners, coaches, peer learning and sharing
  - Goal setting and action planning
- Action Cycles
  - 5-6 action cycles over 2018-2020
  - Virtual Coaching – individual and group (2 hrs/month)
  - Webinars
  - Data support
- Exclusive Access to Tools
  - Separate Collaborative Website
  - All your materials in one place
  - Performance Management Tracker
  - Change Package
  - Storyboard
  - Self-Assessment Tools



**\$2.8M**  
**in Support & Materials**

# Surveying on Options & Costs 2018-2020

## 1. In-Person Collaborative (5-7 learning sessions & 5-6 action cycles)

- a) Quick Start - June 25-27, 2018 - BFZ Conference - Detroit
- b) Regular Start – Nov 5-8, 2018 with CAEH Conference - Hamilton

Sliding scale fee (payable ASAP up to May 2019) + travel

- \$25,000 for largest communities
- \$10,000 mid-sized communities
- \$5,000 smaller communities
- \$2,000 smallest communities

## 2. Virtual Collaborative (same learning session/action cycle timeframe)

- Individual and group coaching 2 hours/month
- One-day webinar-based learning session 3x/year (in place of learning session)
- Access to all tools
- Flat fee \$2,000 (payable ASAP up to May 2019)

# Other Updates/Next Steps

- **Survey due April 13 – Clarifying next steps by early May**
- **New Canadian Chronic Functional Zero/BNL Video Coming**
- **HIFIS 4 20KHomes Move In Report & BNL Measures Report**
- **More clean-up on Performance Management Trackers**
- **Continue adding new materials to website – please share materials**
- **Translating New Materials into French – June/July**
- **Webinars – monthly - plus more**
- **Work to Zero - reach 20,000 housed & rebrand as Built for Zero Canada**
- **Blogs from CAEH on topics of interest**
- **CAEH Technical and Training Assistance – [here](#)**
  - Coaching and referrals related to training needs
  - Complimentary for HPS HF and Fee for Service Training
  - Monthly Housing First Community of Practice webinar calls and [Canadian Housing First Toolkit](#)

