



Ending Chronic Homelessness

Canadian Housing Renewal Association Webinar

October 10, 2019

20KHomes Reached Goal and Re-Launched as BFZ-C



Between June 2015 and February 2019, 38 communities participating in the 20,000 Homes Campaign house 21,254 of the most vulnerable people experiencing homelessness.

On March 6, 2019 20KHomes relaunched as Built for Zero Canada.

- [20,000 Homes Campaign beats goal to house 20,000 of Canada's most vulnerable homeless people](#)
- [20KHomes Results Infographic](#)
- [On March 6th Built for Zero Canada launches after communities house 21,254 of Canada's most vulnerable homeless population](#)



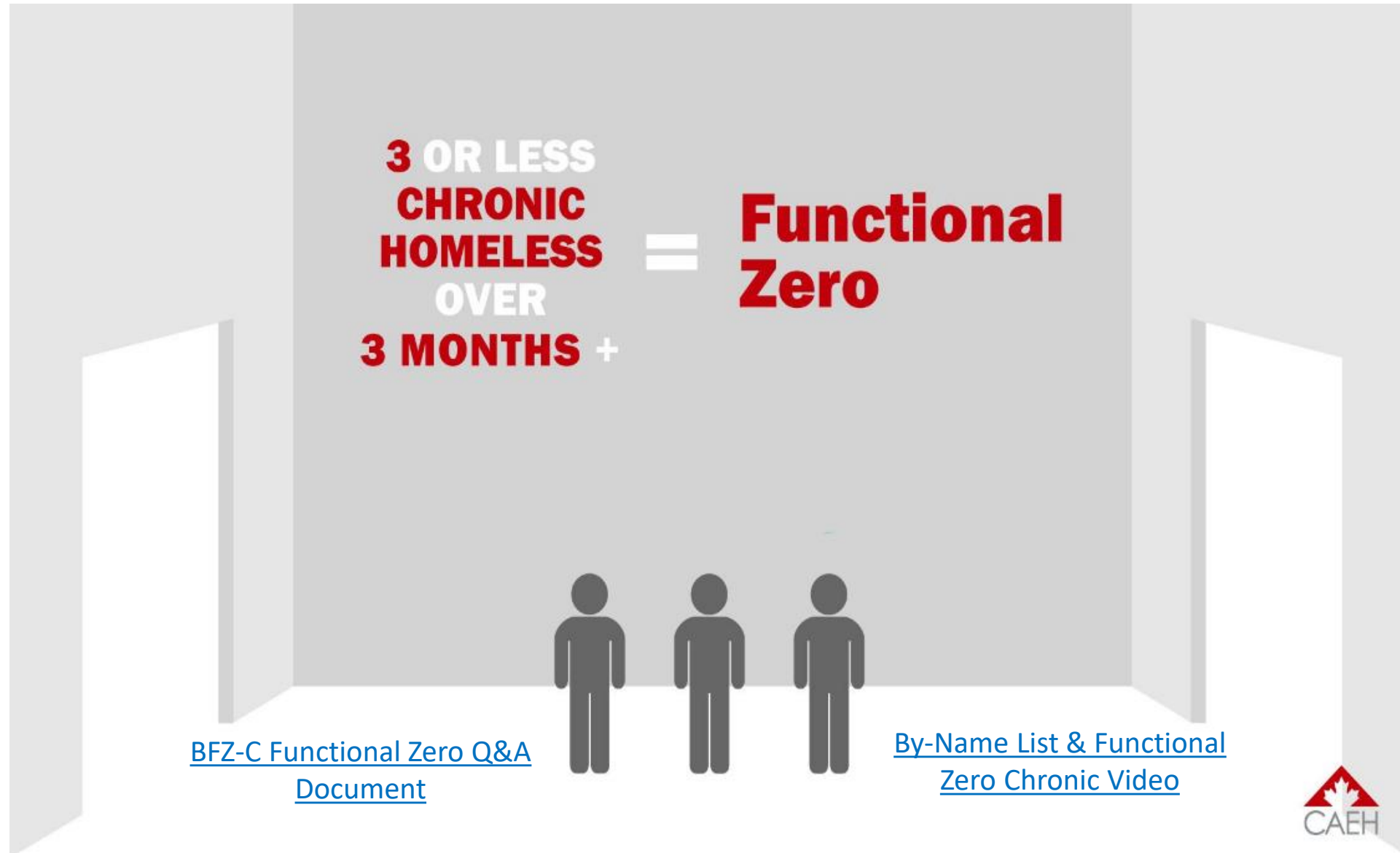
Built for Zero Canada is an ambitious national change effort helping a core group of leading communities
end chronic homelessness
– a first step on the path to eliminating all
homelessness in Canada

See [Built for Zero Canada Video](#)



Funded in part by the Government of Canada through the Community Capacity and Innovation funding stream of Reaching Home: Canada's Homelessness Strategy.

Functional Zero Chronic Homelessness



Progress and Learning in US Built for Zero

10 COMMUNITIES
ENDED VETERAN
HOMELESSNESS

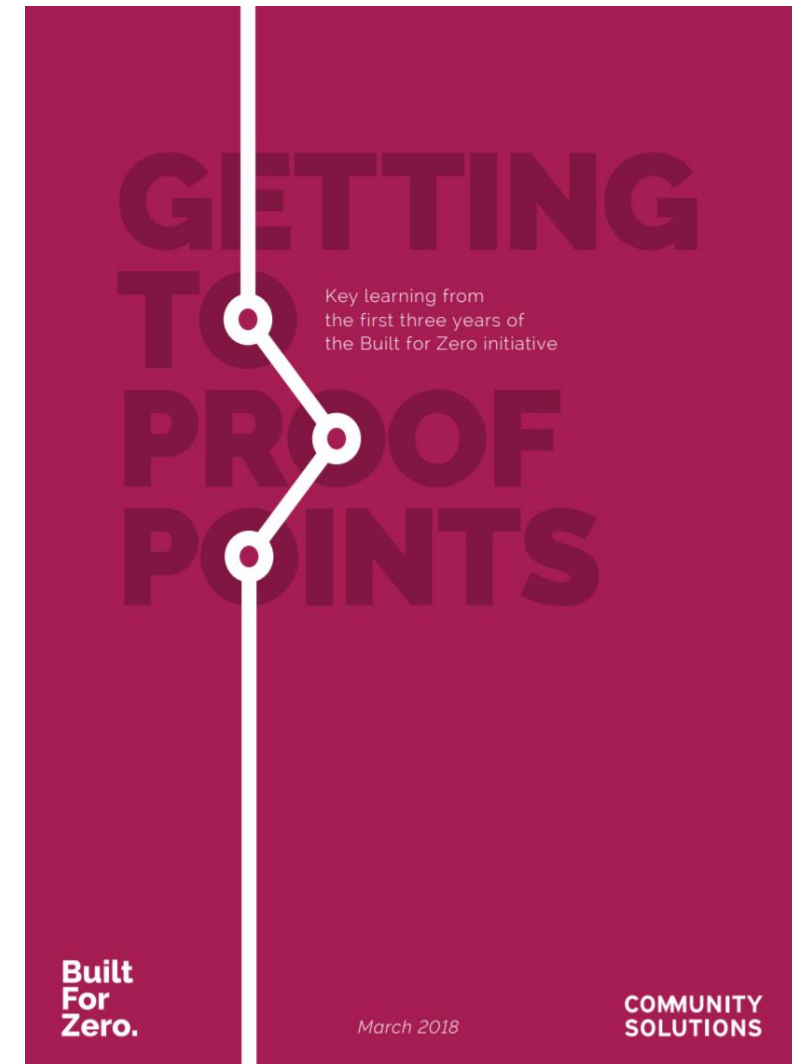
3 COMMUNITIES
ENDED CHRONIC
HOMELESSNESS

39 COMMUNITIES
HAVE ACHIEVED MEASUREABLE
REDUCTIONS IN ACTIVE
HOMELESS NUMBERS

74 COMMUNITIES
WITH QUALITY
BY-NAME LIST

105,000 TOTAL
PEOPLE
HOUSED

60-90% FUNCTIONAL ZERO
COMMUNITIES
SUSTAINING GOAL



[Click here to view report](#)

- Community Map
- Community Progress
- Campaign Progress



Community Progress



[Getting to Zero](#) [Track Our Progress](#) [Resources](#) [Get Involved](#) [About](#)

[FRANÇAIS](#)

[DONATE](#)

[CHANGE PACKAGE](#)

For further information on overall Campaign progress, see the [Campaign Progress](#) page.

DASHBOARDS BY PROVINCE

Alberta									
COMMUNITY	DATA DASHBOARD	CHRONIC MOVE-INS	QUALITY BY-NAME LIST	QUALITY COORDINATED ACCESS SYSTEM	BELOW CHRONIC BASELINE	REDUCED CHRONIC BY 50%	HOME STRETCH	REACHED FUNCTIONAL ZERO CHRONIC	SUSTAINING FUNCTIONAL ZERO CHRONIC
Edmonton	Link	3,999	Yes	In Progress	Yes				
Fort McMurray	Link	91	In Progress	In Progress					
Medicine Hat	Link	102	Yes	In Progress			Yes		
Red Deer	n/a	257	In Progress	In Progress					
British Columbia									
Manitoba									
New Brunswick									

Campaign Progress

Built for Zero Canada (BFZ-C) uses a structured, supportive and data-driven approach that focuses on optimizing local homeless systems, accelerating the adoption of proven practices and driving continuous improvement.

BFZ-C has a set community milestones beginning with achieving a **quality By-Name List** to ensure reliable, real-time and consistent data from which to measure progress. Once communities have a quality By-Name List, they have the data to begin **measuring reductions** and **improvements**. From there, communities work to reach and sustain **functional zero on chronic homelessness**.

Built for Zero Canada communities results are also a measure of success. We roll-up data collected from BFZ-C communities to provide regular reports that track progress towards our goals and celebrate key milestones.

11

COMMUNITIES WITH QUALITY REAL-TIME
DATA

3

COMMUNITIES REDUCED CHRONIC
HOMELESSNESS

0

COMMUNITIES REACHED FUNCTIONAL ZERO
CHRONIC

0

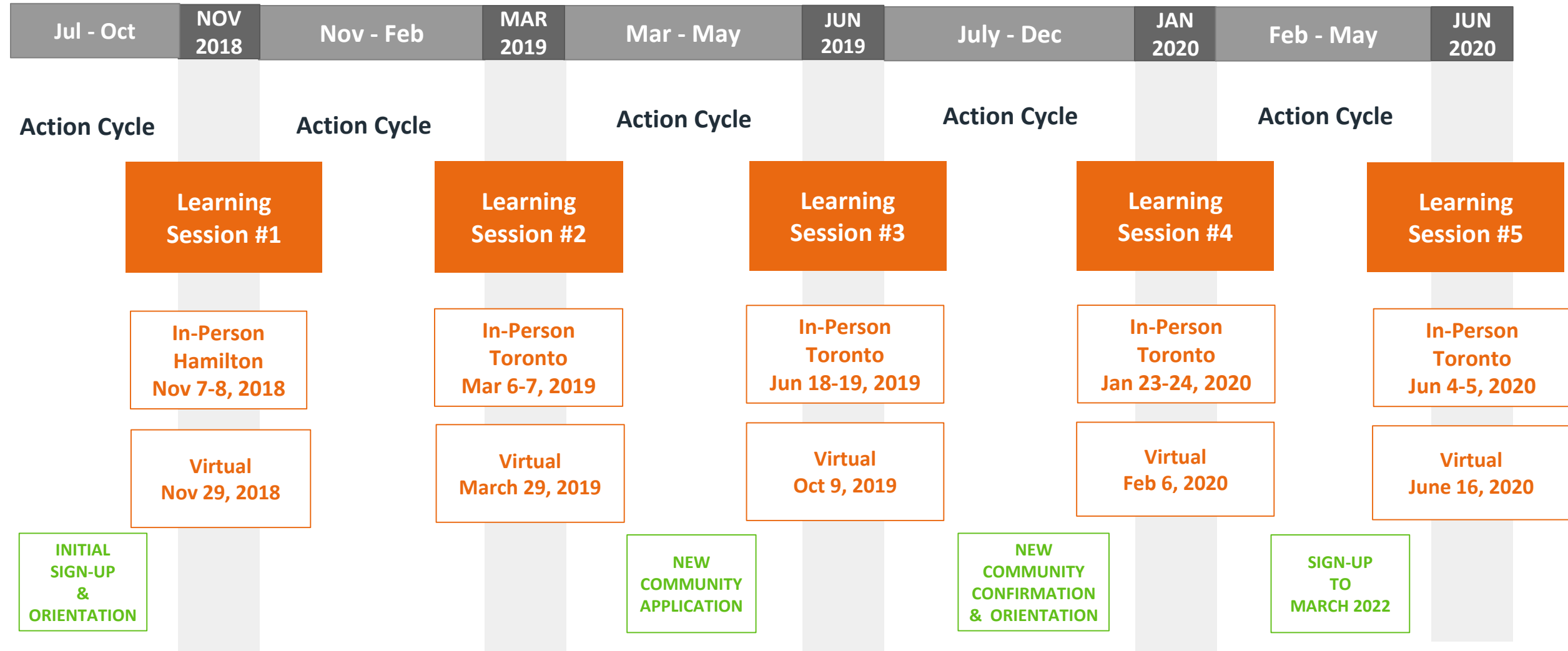
COMMUNITIES SUSTAINING FUNCTIONAL
ZERO CHRONIC

See **Community Progress** for further information at the community level.

Peer Support & Partners/Resources



BFZ-C Timeline 2018 - 2020



BFZ-C Milestones

By-Name List

Achieve a comprehensive, real-time, quality By-Name List that produces reliable data

11/11
BNL SCORECARD

+

RELIABLE BNL DATA

+

BASELINE

Reduce to Zero

Drive monthly reductions in your active chronic homeless number

COORDINATED
ACCESS & SYSTEM
IMPROVEMENTS

|

MONTHLY
REDUCTIONS

|

HOME STRETCH

Zero for All

Sustain your gains while expanding to new populations

CONFIRM ZERO

+

SUSTAIN ZERO

+

EXPAND TO NEW
POPULATIONS

LEADERSHIP, LOCAL TEAM, BUILDING THE WILL

Website Resources



[Getting to Zero](#)

[Track Our Progress](#)

[Resources](#)

[Get Involved](#)

[About](#)



[FRANÇAIS](#)

[DONATE](#)

[CHANGE PACKAGE](#)

BUILT FOR ZERO CANADA

BEGINNING THE END OF HOMELESSNESS IN CANADA

[Campaign Resources](#)

[By-Name Lists](#)

[Coordinated Access](#)

[Program Areas](#)

[Registry Week Toolkit](#)

11

COMMUNITIES WITH QUALITY REAL-TIME DATA

3

COMMUNITIES REDUCED CHRONIC HOMELESSNESS

0

COMMUNITIES REACHED FUNCTIONAL ZERO CHRONIC

0

COMMUNITIES SUSTAINING FUNCTIONAL ZERO CHRONIC

Behaviours for Solving Complex Problems

Complex problems can't be solved by a static set of interventions.

Communities need a **problem-solving system** that can flex as the problem evolves.



DATA ANALYTICS

Use data for improvement



HUMAN-CENTERED DESIGN

Engage people experiencing the problem to surface ideas



QUALITY IMPROVEMENT

Test and evaluate each idea with objective data



FACILITATION & MEETING DESIGN

Create the conditions for groups to innovate collaboratively

Model for Improvement



Key Mindsets

Bias for Action	You favour progress over perfection and focus on what you <u>can</u> do rather than on what you <u>can't</u> do. You start where you are, use what you have, and do what you can. You test ideas quickly in the field, focusing on executing, learning and improving. You recognize this quality improvement approach helps groups get unstuck and inspires new thinking.
Fail Forward	You move forward despite the possibility of failure. You celebrate failures as points of learning and use that learning as stepping stones towards success.
Growth Mindset	You see problems as challenges we just haven't figured out " <u>YET</u> ". You believe that with continued effort and learning, anything is possible. You welcome feedback and new ideas.
Abundance Not Scarcity	You believe there is the potential for more of everything in life and enough to go around. You see hope and opportunity in every situation and gifts and potential in every person. You share what you have and celebrate the success of others.
Mission Focussed	You are focussed on your goal and will do whatever it takes to get there. You are not overly focused on models, plans, or strategy or worried about blame or who gets credit. You are focused on the end-state and you are willing to innovate, disrupt, and change in order to achieve your mission. You know your "why" and you have grit.

Communities Closing in on Functional Zero Chronic



Guelph-Wellington

Lori Richer
Housing Stability Manager
Wellington County
Social Services
lorir@wellington.ca



Kawartha-Haliburton

Michelle Corley
Program Supervisor
Housing Help
City of Kawartha
mcorley@kawarthalakes.ca



Edmonton

Emily Dietrich
Chief Program Officer
Homeward Trust
edietrich@homewardtrust.ca

GUELPH-WELLINGTON

Guelph-Wellington – Community Background Information



Guelph-Wellington – Community Background Information

The County of Wellington is the Consolidated Municipal Service Manager (CMSM) for the County of Wellington and the City of Guelph and is responsible for the delivery, system planning and administration of provincially mandated social and affordable housing programmes, as well as provincial and federal initiatives to prevent and address homelessness.



Guelph-Wellington – Community Background Information



Emergency Shelters

The County of Wellington funds emergency shelters located in the City of Guelph that serve the Guelph-Wellington area.

Emergency shelters in Guelph serve youth, adult men and women (single and mixed), and families.

Individuals experiencing homelessness in Guelph-Wellington are prioritized for service through Coordinated Entry System (CES).

Emergency Shelter Beds

Youth (16-24)

- Wyndham House (14 beds)

Single Men

- Stepping Stones (22 beds)


Mothers and children/single women

- Dwelling Place (16 beds)

Motels are used for overflow

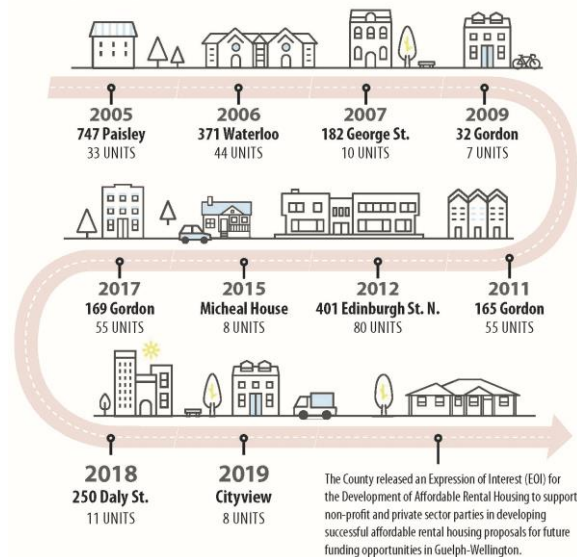
Guelph-Wellington – Connections to Housing

Total Households Assisted in 2018 (by housing type)

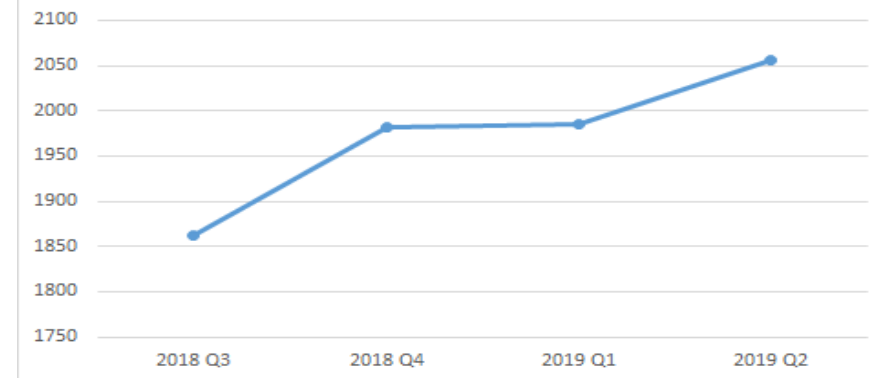


Affordable Housing Development

The County of Wellington has supported the development of 311 units of housing since 2005.



CWL Composition

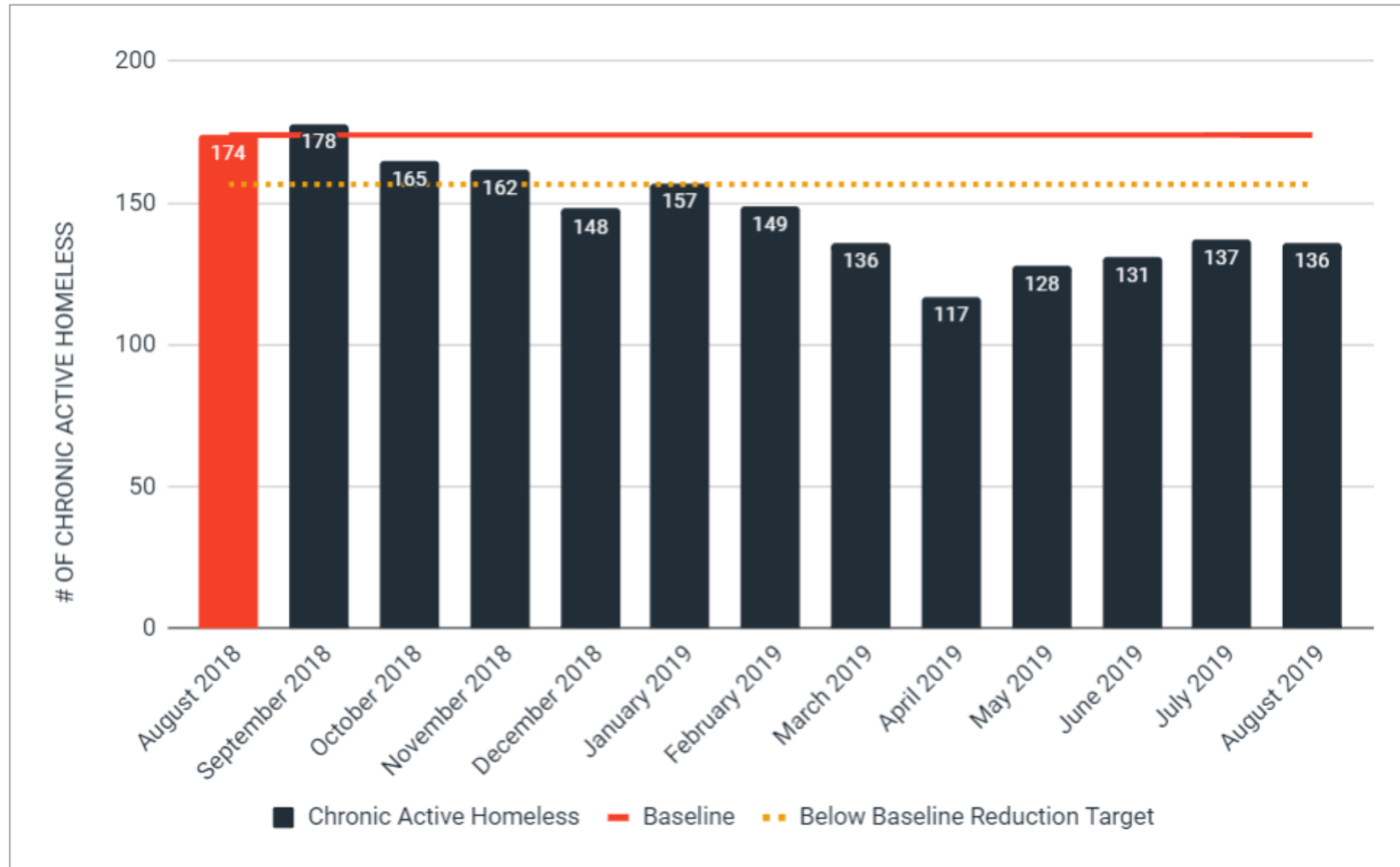


Centralized Wait List (CWL) Composition

Total applications have increased 10% since 2018 Q3.

Guelph-Wellington – Data

Baseline Month	Baseline #	Scope of Reduction	Baseline Target
August 2018	174	10%	157



Guelph-Wellington – What Got Us Here

Ending homelessness will take a community response that requires continued collaboration and integration of services to achieve this goal.



Collaboration and integration of systems/services allows us to ensure:

- We share a common vision that is HOUSING FOCUSED
- Everyone who is homeless in our community is on our BNL
- Everyone has access to resources for housing stabilization
- We have a common voice to advocate for supportive housing
- Supports and resources to act in response to shifting needs

Guelph-Wellington – What Got Us Here

Shelter providers have shifted to a common vision that is housing focused and aligned supports and resources to act in response to community needs.

- Actively participate in BFZ Action Cycles
- Invited Iain De Jong from OrgCode to evaluate current service model and implementing recommendations
- Creative solutions to identify housing stock

Guelph-Wellington – What Got Us Here

Real Time Data is Driving Decision Making and Ongoing System Change

Use of Real Time Data has led to the following interventions:

- Homelessness Prevention
 - Addition of 2 Diversion and Rapid Rehousing staff
 - Exceptions to last month rent and rental arrears funding
- Improved support for Active Homeless
 - Increased Housing First staff from 1 to 4
 - Shifting existing resources to meet current community needs
- Greater understanding of system outflow and community needs
 - Creation of new supportive housing partnerships
 - Need for increased housing supply (Supportive and Affordable)

Guelph-Wellington – Leaning Into Challenges

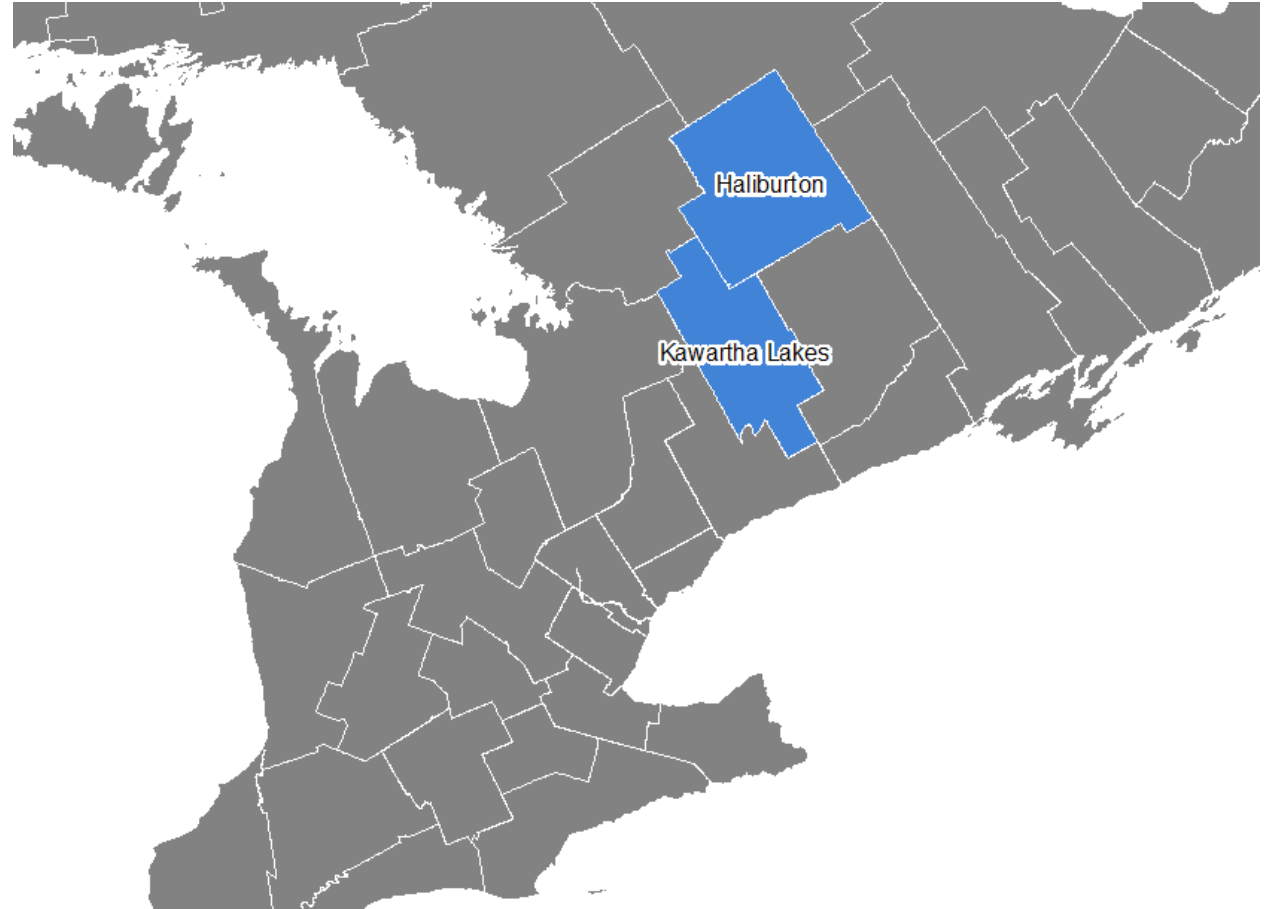
We are seeing **measurable reductions** in the number of homeless and will continue to **drive towards ending chronic homelessness**

- Housing supply (supportive and affordable housing)
- Waitlist coordination among housing providers
- Discharge into homelessness from institutions (health, treatment, corrections)

KAWARTHA-HALIBURTON

Kawartha-Haliburton – Community Background Information

- City of Kawartha Lakes and County of Haliburton covers 7,160 square km
- Home to 93,485 residents
- Lindsay is the largest urban centre with a population of 20,000, and is a little less than two hours from Toronto



Kawartha-Haliburton – Community Background Information

- The City of Kawartha Lakes is the Service Manager for both CKL and CoH
- Homelessness program administration is governed through the City's Human Services department
- Our local Homelessness Response Steering Committee is the governing body that approves any changes to our Coordinated Entry System framework
- We are not a Reaching Home designated community

Kawartha-Haliburton – Community Background Information

- System of Care
 - We have one emergency shelter with a 19-bed capacity
 - We have one agency contracted to offer intensive case management services within our Housing First program that can support up to 45 individuals
 - Two other agencies also offer case management supports within units designated as Housing First, which can support up to 40 individuals
 - Homelessness prevention supports are offered through our municipally-operated Housing Help
 - The City funds two Transitional Housing programs

Kawartha-Haliburton – Connections to Housing

- Community Housing is our primary source of housing for our housing first program units
 - 74 market rent, affordable housing and municipal rent supplement units receive individuals and families from the By-Name List
 - Support arrangements for these units is in place through a referral agreement
- Rents – subsidized by a municipally-funded portable housing benefit, municipal rent supplement or a Ministry of Health rent supplement
- Supports – funded by Provincial homelessness prevention funding or Ministry of Health

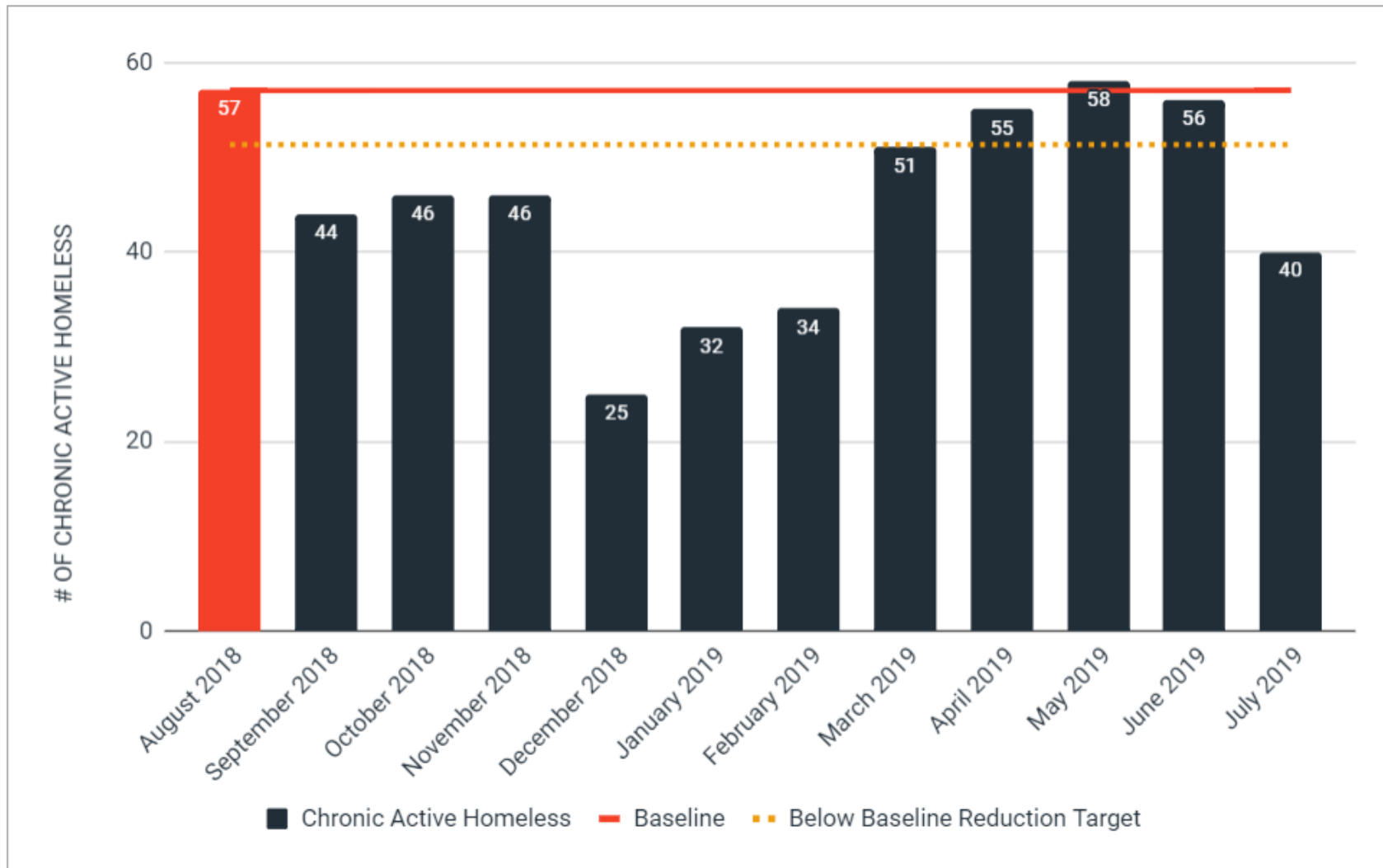
Kawartha-Haliburton – Connections to Housing

- Recent project – 68 Lindsay Street North, Lindsay:
 - 24 one-bedroom self-contained units
 - On-site support staff – up to 7 days a week
 - Each unit has been filled by those with the highest level of need from the BNL
 - Capital costs were off-set with a variety of Federal-Provincial funding initiatives
 - Ongoing support funding was secured from a Provincial program
 - Rent model allows for naturally low rents



Kawartha-Haliburton – Data

Baseline Month	Baseline #	Scope of Reduction	Baseline Target
August 2018	57	10%	51



Kawartha-Haliburton – What Got Us Here



- 2016 Registry Week – jumped started our work around Coordinated Entry
- Had to take action on the person-specific data we obtained through this exercise
- Much collaboration began at this point in order to piece together what services we had currently available to support a response to homelessness

Kawartha-Haliburton – What Got Us Here

- Homelessness Coordinated Response Team (HCRT)
 - Bi-weekly case conferencing mechanism for high acuity individuals (8+ on VISPDAT)
 - Group of agency representatives working together to share information, resources and case planning
 - Focus on identifying and addressing systems and community level barriers to permanent housing
 - Agencies are the experts in the community in providing homelessness response



Kawartha-Haliburton – What Got Us Here

- Partnerships for Housing

- KLH Housing Corporation (the Local Housing Corporation) operated by municipal staff
- This close relationship and vision of the leadership has allowed for a significant allocation of Housing First units within the region
- KLH Housing Corp has been actively developing new projects through regeneration of existing housing or through new funding – allocating some of these new units towards the BNL



Kawartha-Haliburton – Leaning Into Challenges

- Continued engagement of partners
 - Signing of MOUs
 - Regular updates to partner ED's on participation data by their staff
 - Tough conversations sometimes have to happen
 - Celebrate participation successes
- Rural area outreach
 - Formalize police outreach efforts
 - Train as many community groups (food banks, thrift stores etc.) as we can on Coordinated Entry
- Obtaining updates on those on the BNL – as we don't use HIFIS
 - Continue to explore easily accessible avenues for community partners to provide updates

EDMONTON

Edmonton, Alberta

- Most northern city in North America with a metropolitan population of over 1 million
- About 20,000 Edmontonian households live in extreme core housing need
- Nearly 3,200 individuals experiencing chronic homelessness were enrolled the By Name List for housing support within 2017.
- Edmonton's By Name List (BNL) is currently at 1601

About Homeward Trust

- System Planning and the 'Community Based Organization' (CBO) for Edmonton
- Roles & Responsibilities
 - Aggregator of federal, provincial, and municipal public funds
 - Sub-contracts 15+ program types with 16+ partners
 - Manages HMIS and Coordinated Access
 - Includes Housing Development, Programs, Data & Analytics, Planning & Engagement, Finance & Administration, Communications, Indigenous Relations, and FIND Furniture Bank (social enterprise)

Integrated System Approach



The Community Advisory Board

Indigenous Advisory Committee

Advisors to Administration regarding impacts of funding and programs on Indigenous community members. Recommends decisions on Indigenous funding streams.

Project Review Committee

Advisors to Administration regarding organizational financial feasibility and contracting

Community Plan Committee

Engagement of System(s). Informs priority setting to guide funding decisions. Sets tone of accountability.

Housing Development

Housing Development

- New units
- Property Management

Long-Term Strategies

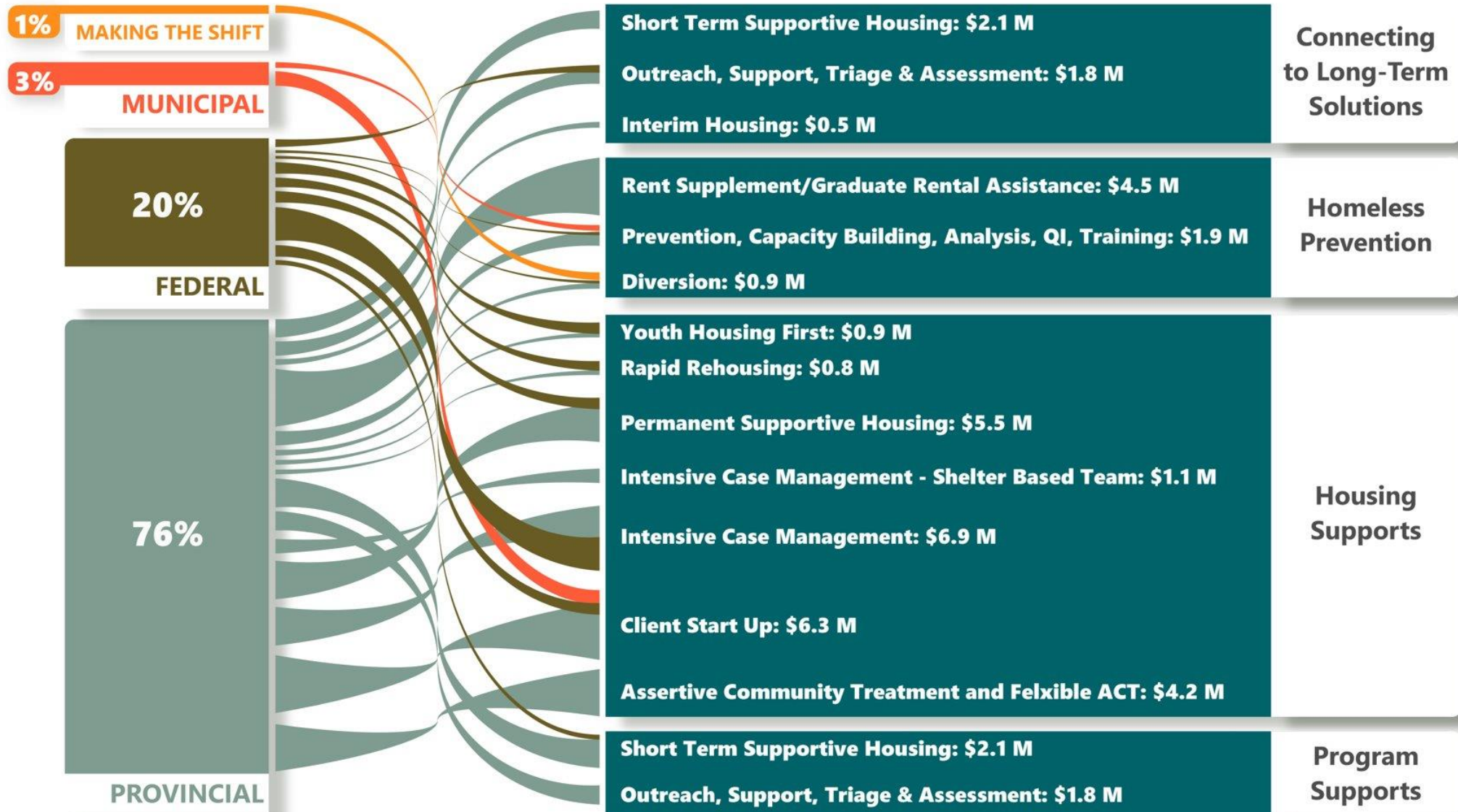
- Land acquisitions
- Partnerships

Between 2001 & 2016

- Disbursed \$225 million
 - 98 capital projects
 - 250+ support projects
- Attracted \$146 million in funds
 - 1,800+ new housing units



Community Investments



Coordinated Access to Housing Programs

Prevention & Diversion

- Strategy to reduce the number of people entering homelessness
- Prevention helps households preserve their current situation
- Diversion identifies immediate housing arrangements & connects to services
- Supported Referral partners add resources

Outreach, CA and Housing First

- Philosophy & approach
- Provide housing as quickly as possible
- No preconditions
- Provides additional supports as needed
- Proven intervention
- Specialize teams for Indigenous, Youth and Families

Clinical & High Intensity

- For people with complex needs
- Clinical (ACT) and Permanent Supportive Housing for long term sustainable supports
- Support services individualized for each person based on their needs
- Partnerships with AHS and others

Edmonton – Data

CHRONIC ACTIVE HOMELESS DASHBOARD

NUMBER OF CHRONIC **ACTIVE HOMELESS**
IN MOST RECENT REPORTED MONTH

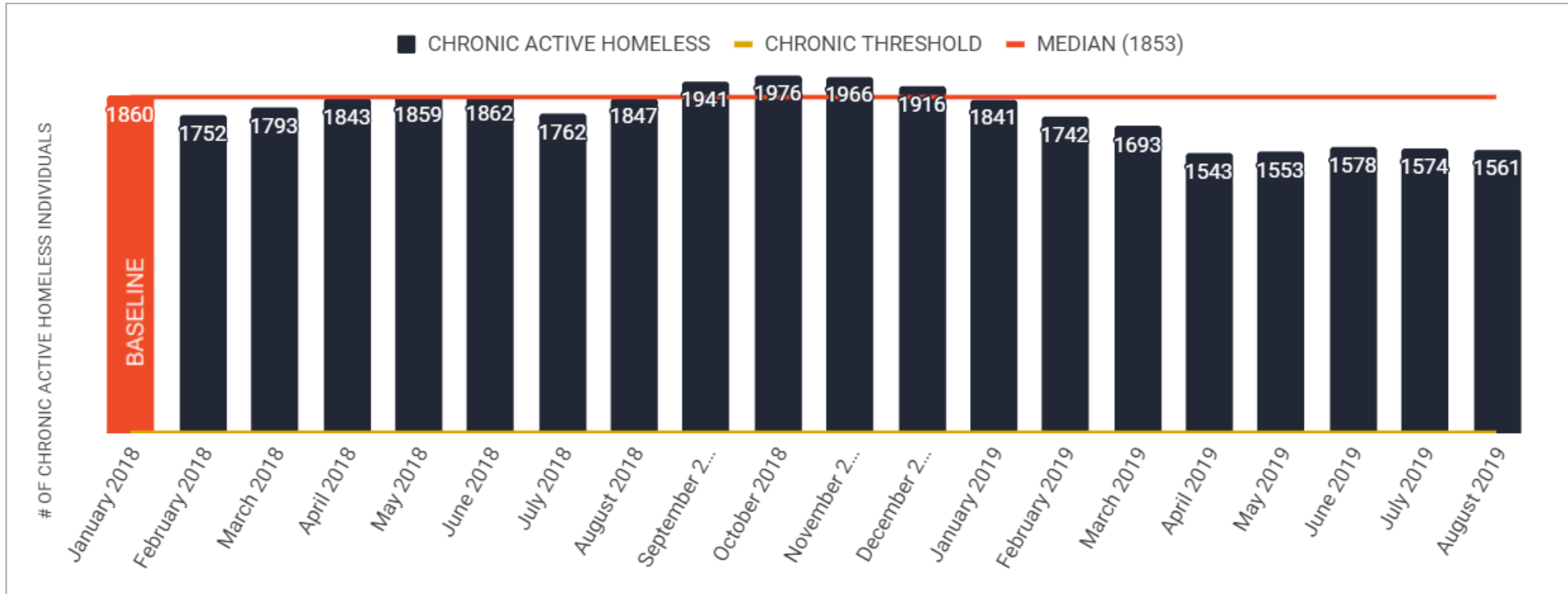
1561

CHRONIC ACTIVE HOMELESS
BASELINE

1860

CHRONIC ACTIVE HOMELESS THRESHOLD
FOR **FUNCTIONAL ZERO**

3



Edmonton – What Got Us Here

Transparency and accountability

- Sharing By-Name List with housing teams led to a more effective intake process
- Data driven decision making – increased access to and use of real time data improves coordinated access and program delivery
- Program review and the continuing optimization of housing programs for maximum impact

Innovation and Collaboration

- Creative but disciplined approaches to program development and delivery
- Prototyping with a Plan-Do-Study-Act approach; evaluating new and innovative practices
- Participating in knowledge transfer opportunities with national and international partners
- System Partnerships to improve outcomes (Edmonton Police Service Project, Housing First Advisory Council)

Edmonton – Leaning Into Challenges

- Addressing the need for individuals sleeping rough
 - 354 individuals outdoors are currently enrolled on the BNL
 - Encampment Resolution - the Encampment Response Team
- Increasing "upstream" interventions to prevent chronic homelessness - the Diversion PDSA

Thank You

Marie Morrison, Director

📞 (226) 749-0531

✉️ marie@caeh.ca

bfzcanada.ca

#bfzcanada



@endinghomelessness



@CAEHomelessness



@CAEHomelessness



Canadian Alliance to End Homelessness

